

**Average Price Per Unit Reports**  
**with Keep Rate of agreements by new and used products**

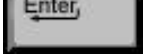
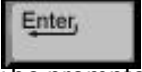
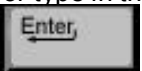
This report includes information regarding the keep rate of inventory recorded on the agreements for new products, re-rental products or combined results. This information is available for any previous period. The information also provides the keep rate of weekly and monthly agreements.

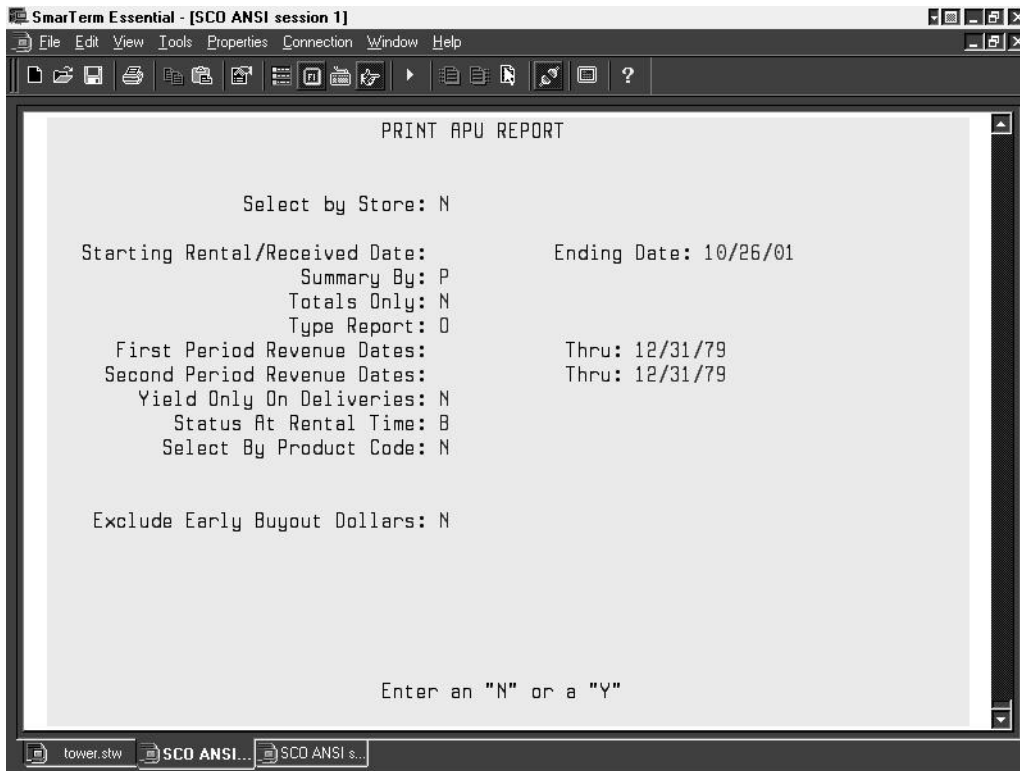
**The APURPT covers the following six points.**

- #1 **Pricing Basis:** Indicating the cost basis calculation beside each product code, description or second description, will provide a quick relationship to your planned goal.
- #2 **Automatic Pricing:** The automatic pricing you have set up will appear in this column.
- #3 **Actual Rented Price:** The actual price and length of the contracts are the average price and length you rented the units for.
- #4 **Initial Average Income Collected:** This is the total average initial income on each contract, and will provide an income figure that can vary considerably. This will give management a basis to review and increase the initial down payments through incentives so initial income figures can be increased.
- #5 **Actual Yield Dates:** Actual yield dates should be initially set (indicated at the top of the report) to accumulate income at the beginning through the end of the second or third month after the agreements are written. This will provide an actual APU calculation for the entire first complete month you request. The second date can be the next date of the following month to allow for another entire full months income to be analyzed. The report will calculate how many units are still out and the Actual Yield Per Unit. If the actual rented APU is \$55.00 a month, this would be the first or second month you could expect the average to be \$55.00. Any contracts that falls **past due** within the reported time period will have a definite effect on APU. Items that are returned prior to this period will not affect your average, just total yield. If you originally put out 3 units at the correct price of 55.00, if all units payments are made each month and they are not picked up, your average will be \$55.00 until one of the three are past due.
- #6 **Units Remaining on Rent:** The last column, if you are requesting yield calculated on deliveries only will indicate how many of the original delivered new or re-rental units on agreements are still out. Total yield and APU for all units is also available based on your selection.

## Reports 75.2 Print APU Report - *APURPT*

### *Print APU Report - APURPT*

To get into this program, you need to be at the command line and type in "APURPT" . You will be prompted for the printer or file pathname (see page Introduction 1.7).  to accept the default printer or type in the proper printer number or pathname. You will now be prompted for "**Separate Locations**"  and accept "N" default or see page Reports 1.1. You will see a screen similar to the one following.



#### **Select by Store**

If you want all stores, accept the default of "N". If you want this report to print only particular stores, enter "Y". You will now be prompted "Location Selection".

1=Select by 10 stores. By entering a "1", you will have the ability to enter up to 10 different locations.

2=Select by range of numbers. By entering a "2", you will be able to enter a range of location numbers. The prompt will change to read "Locations Between". You would enter the lowest location number you wanted and the highest and your report would show these and all the location numbers in between.

#### **Starting Rental Received Date      Ending Date**

Enter the earliest and latest received date you want used on the report.

**Summary by**    P = Product Code  
                  D = Description  
                  S = Second Description

**Totals only**    If you want this report to print totals only, you would enter a "Y".

**Type Report**

O = On Rent Report  
R = Received Report

**First Period Revenue Dates****Thru**

Enter the beginning and ending dates you want used on this report for the first period.

**Second Period Revenue Dates****Thru**

Enter the beginning and ending dates you want used on this report for the second period.

**Yield only on Deliveries**

Enter a "Y" if you want this report to show the yield on only the deliveries.

**Status at Rental Time**

N = New  
R = Re-Rental  
B = Both

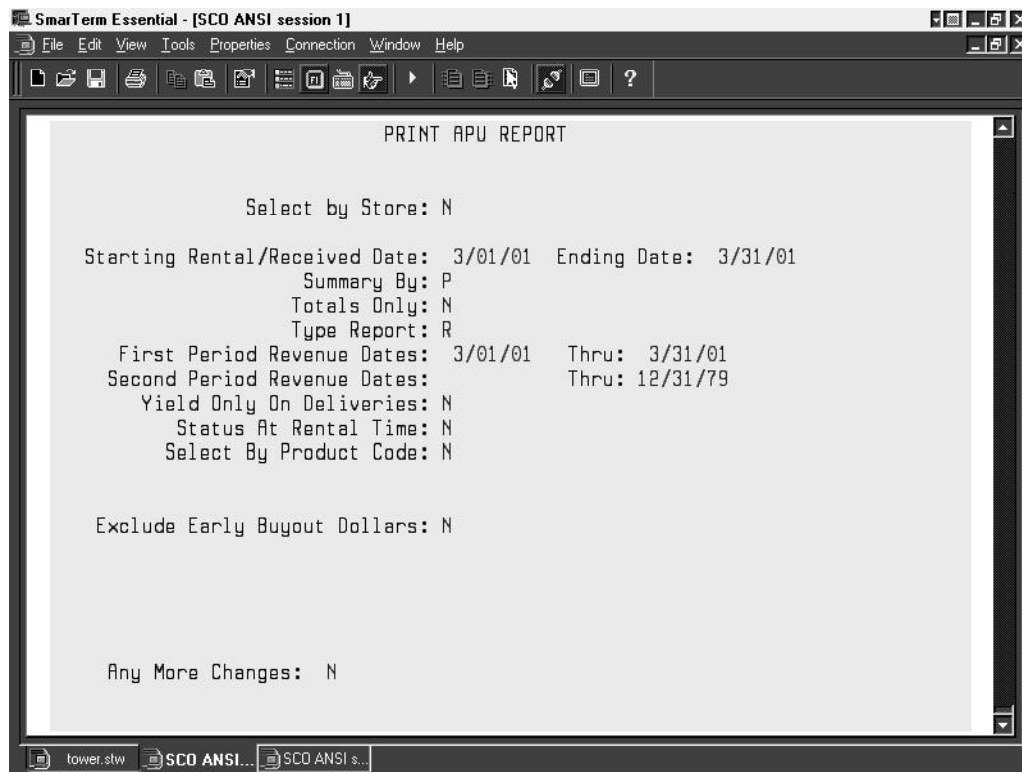
**Select by Product Code**

If you want all product codes on this report, accept the default of "N". If you want only certain product codes, enter a "Y" and you will have the option to enter up to 10 different product codes.

**Exclude Early Buyout Dollars**

If you do not want to exclude early buyout dollars, accept the default of "N". If you do want the report to exclude early buyout dollars, enter a "Y".

Press **F9**. You will then be prompted "Any More Changes". When this is answered with a "N", the report will begin counting and will print to the printer of file pathname you gave.

**Example APURPT Setup Screen & Resulting Report**

RUN DATE: 10/26/01  
TIME: 10:55:12

Ohio Valley Sales & Rental  
APU RECEIVED REPORT (APURPT)  
ONLY NEW INVENTORY RENTED COUNTED AS DELIVERIES  
FOR THE DATES OF: 3/01/01 THRU: 3/31/01

PAGE: 1

STORE	PRODUCT CODE	DESCRIPTION	SECOND DESCRIPTION	AUTO PRICING APU	# RECEIVED
1	AK	APPLIANCE KITCHEN		77.45	2
1	AL	APPLIANCE LAUNDRY		44.95	4
1	EC	ELECTRONICS COMPUTER		120.95	1
1	FL	FURNITURE LIVING ROOM		97.95	6
Total:				80.26	13
2	EC	ELECTRONICS COMPUTER		157.95	2
2	ET	ELECTRONICS TELEVISION		157.95	1
Total:				157.95	3
4	AK	APPLIANCE KITCHEN		77.45	2
4	AL	APPLIANCE LAUNDRY		41.95	4
4	EC	ELECTRONICS COMPUTER		120.95	1
4	FL	FURNITURE LIVING ROOM		97.95	6
Total:				79.33	13
5	EC	ELECTRONICS COMPUTER		157.95	2
5	ET	ELECTRONICS TELEVISION		157.95	1
Total:				157.95	3
8	EC	ELECTRONICS COMPUTER		120.95	4
8	FL	FURNITURE LIVING ROOM		97.95	6
Total:				107.15	10
11	AK	APPLIANCE KITCHEN		77.95	1
11	AL	APPLIANCE LAUNDRY		66.95	3
Total:				69.70	4
14	ET	ELECTRONICS TELEVISION		157.95	1
14	FL	FURNITURE LIVING ROOM		101.45	4
Total:				112.75	5
15	EC	ELECTRONICS COMPUTER		150.95	1

RUN DATE: 10/26/01  
TIME: 10:56:35Ohio Valley Sales & Rental  
APU RECEIVED REPORT (APURPT)  
ONLY NEW INVENTORY RENTED COUNTED AS DELIVERIES  
FOR THE DATES OF: 3/01/01 THRU: 3/31/01

PAGE: 2

STORE	PRODUCT CODE	DESCRIPTION	SECOND DESCRIPTION	AUTO PRICING APU	# RECEIVED
Total:				150.95	1
16	AL	APPLIANCE LAUNDRY		41.95	6
16	EC	ELECTRONICS COMPUTER		157.95	2
16	FL	FURNITURE LIVING ROOM		90.95	4
Total:				77.62	12
17	AL	APPLIANCE LAUNDRY		47.95	6
17	EC	ELECTRONICS COMPUTER		157.95	4
Total:				91.95	10
9999	AK	APPLIANCE KITCHEN		77.55	5
9999	AL	APPLIANCE LAUNDRY		47.30	23
9999	EC	ELECTRONICS COMPUTER		144.48	17
9999	ET	ELECTRONICS TELEVISION		157.95	3
9999	FL	FURNITURE LIVING ROOM		97.41	26
Total:				93.76	74

TIME FINISHED: 10:56:35

## Reports 75.6 Print APU Report - *APURPT*

SmarTerm Essential - [SCO ANSI session 1]

File Edit View Tools Properties Connection Window Help

PRINT APU REPORT

Select by Store: Y  
Locations: 1    0    0    0    0    0    0    0    0

Starting Rental/Received Date:      Ending Date: 10/26/01

Summary By: P  
Totals Only: N  
Type Report: 0

First Period Revenue Dates: 1/01/01    Thru: 1/31/01  
Second Period Revenue Dates: 2/01/01    Thru: 2/28/01

Yield Only On Deliveries: Y  
Status At Rental Time: B  
Select By Product Code: N

Exclude Early Buyout Dollars: N

Any More Changes: N

lower.stw   SCO ANSI...   SCO ANSI s...

RUN DATE: 10/26/01  
TIME: 15:39:02

Ohio Valley Sales & Rental  
APU RENTED REPORT (APURPT)  
NEW AND RE-RENTAL INVENTORY RENTED COUNTED AS DELIVERIES  
FOR THE DATES OF: THRU: 10/26/01  
YIELD CALCULATED ON DELIVERIES ONLY

PAGE: 2

STORE	CODE	DESCRIPTION	SECOND DESCRIPTION	TOTAL NBR DEL	AVG CONT L6TH	AVG PRICE ROI	AUTO PRICE APU	AVG ACTUAL PMT	1/01/01 TO 1/31/01 YIELD # OUT	2/01/01 TO 2/28/01 YIELD # OUT	
9999	FP	FURNITURE LAMP		54	18.07	3.00	23.24	14.75	5.13	5.64	5 16.89 7
9999	FY	FURNITURE YOUTH		35	16.71	3.08	84.51	79.33	34.51	64.62	5 64.53 5
9999	JL	JL		234	15.75	3.69	54.61	47.80	15.36	30.01	52 39.08 42
9999	MD	MD		29	16.28	3.97	30.14	28.87	8.79	17.90	3 29.80 4
9999	UN			5	20.00	3.19	0.00	67.85	37.19	0.00	0 0.00 0

Total: 2853 17.93 2.87 69.47 64.54 27.86 46.49 501 55.23 473#

ACTUAL APU (THE PRICE THE UNITS WERE ACTUALLY RENTED AT) MINUS AUTO PRICE APU: 4.93-

YIELD (INCOME PER UNIT FOR THE PERIOD) MINUS THE ACTUAL APU: 18.05- 9.31-

PERCENT OF TOTAL NBR DEL (UNITS DELIVERED) REMAINING ON RENT AT THE START OF THE PERIOD: 17.56% 16.57%

NUMBER OF WEEKLY UNITS DELIVERED AND THE % REMAINING ON RENT AT THE START OF THE LAST PERIOD: 1100 15.72%

NUMBER OF MONTHLY UNITS DELIVERED AND THE % REMAINING ON RENT AT THE START OF THE LAST PERIOD: 1753 17.11%

NUMBER OF UNITS PAIDOUT AND THE % OF THE DELIVERIES PAIDOUT BY THE END OF THE SECOND PERIOD: 514 18.01%

FEE YIELD (FEE INCOME PER UNIT FOR THE PERIOD): 5.53 8.01

PERCENT OF FEES TO RENTAL INCOME FOR THE PERIOD: 11.90% 14.50%

TOTAL YIELD PER UNIT (YIELD PLUS FEE YIELD): 52.02 63.24

# 473 TOTAL UNITS DELIVERED IN SELECTED PERIOD REMAINING ON RENT AT THE START OF THE LAST SELECTED PERIOD

TIME FINISHED: 15:39:04

## Reports 75.8 Print APU Report - *APURPT*

SmarTerm Essential - [SCO ANSI session 1]

File Edit View Tools Properties Connection Window Help

PRINT APU REPORT

Select by Store: Y  
Locations: 1 2 0 0 0 0 0 0 0 0

Starting Rental/Received Date: Ending Date: 10/29/01

Summary By: P  
Totals Only: N  
Type Report: 0

First Period Revenue Dates: 1/01/01 Thru: 1/31/01  
Second Period Revenue Dates: 2/01/01 Thru: 2/28/01

Yield Only On Deliveries: Y  
Status At Rental Time: R  
Select By Product Code: N

Exclude Early Buyout Dollars: N

Any More Changes: N

tower.stw SCO ANSI... SCO ANSI s...



RUN DATE: 10/29/01  
TIME:08:50:50

Ohio Valley Sales & Rental  
APU RENTED REPORT (APURPT)  
ONLY RE-RENTAL INVENTORY RENTED COUNTED AS DELIVERIES  
FOR THE DATES OF: THRU: 10/29/01  
YIELD CALCULATED ON DELIVERIES ONLY

PAGE: 2

STORE	CODE	DESCRIPTION	SECOND DESCRIPTION	TOTAL NBR DEL	AVG CONT L6TH	AVG ROI	AUTO PRICE APU	AVG ACTUAL APU	AVG FIRST PMT	1/01/01 TO 1/31/01 YIELD # OUT	2/01/01 TO 2/28/01 YIELD # OUT
2	FY	FURNITURE YOUTH		12	15.84	2.92	85.19	85.36	28.58	65.87	2 33.90
2	JL	JL		103	15.77	3.75	59.74	54.00	16.12	44.26	13 51.69
2	MD	MD		13	16.03	5.08	28.05	30.57	11.11	24.06	2 34.34
2	UN			15	19.11	3.30	0.00	92.87	28.29	27.82	2 58.42

Total: 2108 17.51 2.90 72.94 68.36 29.01 62.73 336 68.90 356#

ACTUAL APU (THE PRICE THE UNITS WERE ACTUALLY RENTED AT) MINUS AUTO PRICE APU: 4.58-

YIELD (INCOME PER UNIT FOR THE PERIOD) MINUS THE ACTUAL APU: 5.63- 0.54

PERCENT OF TOTAL NBR DEL (UNITS DELIVERED) REMAINING ON RENT AT THE START OF THE PERIOD: 15.93% 16.88%

NUMBER OF WEEKLY UNITS DELIVERED AND THE % REMAINING ON RENT AT THE START OF THE LAST PERIOD: 1145 16.41%

NUMBER OF MONTHLY UNITS DELIVERED AND THE % REMAINING ON RENT AT THE START OF THE LAST PERIOD: 963 17.44%

NUMBER OF UNITS PAIDOUT AND THE % OF THE DELIVERIES PAIDOUT BY THE END OF THE SECOND PERIOD: 370 17.55%

FEE YIELD (FEE INCOME PER UNIT FOR THE PERIOD): 7.24 7.99

PERCENT OF FEES TO RENTAL INCOME FOR THE PERIOD: 11.54% 11.59%

TOTAL YIELD PER UNIT (YIELD PLUS FEE YIELD): 69.97 76.89

9999	AK	APPLIANCE KITCHEN		187	17.28	2.72	77.51	78.22	40.61	65.14	33 80.88
9999	AL	APPLIANCE LAUNDRY		489	17.22	2.38	48.39	40.92	18.77	37.91	91 40.19
9999	AV			2	24.01	4.26	0.00	132.15	58.38	0.00	0 0.00
9999	EA	ELECTRONICS AUDIO		374	17.33	2.78	68.98	70.81	27.67	58.93	60 64.33
9999	EC	ELECTRONICS COMPUTER		403	17.69	2.27	106.92	108.35	53.68	73.47	56 79.93
9999	EM	ELECTRONICS MISCELLANEOUS		10	10.90	1.75	47.56	43.70	11.74	0.00	0 0.00
9999	ET	ELECTRONICS TELEVISION		768	18.55	2.71	89.29	84.88	35.76	72.84	126 83.34
9999	EV	ELECTRONICS VIDEO		417	17.68	3.23	39.91	35.85	15.70	29.46	58 34.06
9999	FB	FURNITURE BEDROOM		164	17.01	3.32	110.69	96.14	33.73	70.01	24 75.93
9999	FC	FURNITURE CHAIR		31	17.85	3.34	64.84	57.63	23.22	42.75	6 37.78
9999	FD	FURNITURE DINING		124	17.34	3.54	69.83	66.07	26.10	37.61	18 65.28
9999	FL	FURNITURE LIVING ROOM		483	17.89	3.24	107.64	95.66	43.49	70.14	86 84.12
9999	FM	FURNITURE MATTRESS		275	16.34	3.79	50.03	42.40	18.46	33.84	42 41.72
9999	FO	FURNITURE OCCASSIONAL		369	18.17	3.09	40.04	30.55	11.70	30.27	71 47.79
9999	FP	FURNITURE LAMP		68	17.30	3.07	22.42	13.66	4.62	7.06	8 18.69
9999	FY	FURNITURE YOUTH		40	15.93	2.96	85.28	82.21	33.84	59.59	6 55.81
9999	JL	JL		235	15.17	3.61	56.13	49.60	16.40	28.37	38 40.21
9999	MD	MD		27	15.68	4.61	28.04	30.81	9.06	24.06	2 36.54
9999	UN			20	19.33	3.27	0.00	86.61	30.52	27.82	2 58.42

Total: 4486 17.52 2.83 71.55 66.64 28.82 52.20 727 61.26 732#

ACTUAL APU (THE PRICE THE UNITS WERE ACTUALLY RENTED AT) MINUS AUTO PRICE APU: 4.91-

YIELD (INCOME PER UNIT FOR THE PERIOD) MINUS THE ACTUAL APU: 14.44- 5.38-

PERCENT OF TOTAL NBR DEL (UNITS DELIVERED) REMAINING ON RENT AT THE START OF THE PERIOD: 16.20% 16.31%

NUMBER OF WEEKLY UNITS DELIVERED AND THE % REMAINING ON RENT AT THE START OF THE LAST PERIOD: 2069 15.36%

NUMBER OF MONTHLY UNITS DELIVERED AND THE % REMAINING ON RENT AT THE START OF THE LAST PERIOD: 2417 17.12%

NUMBER OF UNITS PAIDOUT AND THE % OF THE DELIVERIES PAIDOUT BY THE END OF THE SECOND PERIOD: 658 14.66%

FEE YIELD (FEE INCOME PER UNIT FOR THE PERIOD): 6.20 8.14

PERCENT OF FEES TO RENTAL INCOME FOR THE PERIOD: 11.87% 13.29%

TOTAL YIELD PER UNIT (YIELD PLUS FEE YIELD): 58.40 69.40

# 732 TOTAL RE-RENTAL UNITS DELIVERED IN SELECTED PERIOD REMAINING ON RENT AT THE START OF THE LAST SELECTED PERIOD

TIME FINISHED:08:50:52

# Reports 75.10 Print APU Report - *APURPT*

SmarTerm Essential - [SCO ANSI session 1]

File Edit View Tools Properties Connection Window Help

PRINT APU REPORT

Select by Store: Y  
 Locations: 1 2 0 0 0 0 0 0 0 0  
 Starting Rental/Received Date: Ending Date: 10/29/01  
 Summary By: D  
 Totals Only: N  
 Type Report: R  
 First Period Revenue Dates: 1/01/01 Thru: 1/31/01  
 Second Period Revenue Dates: 2/01/01 Thru: 2/28/01  
 Yield Only On Deliveries: Y  
 Status At Rental Time: B  
 Select By Product Code: N

Exclude Early Buyout Dollars: N

Any More Changes: N

tower.stw SCO ANSI... SCO ANSI s...

RUN DATE: 10/29/01 TIME:10:00:11		Ohio Valley Sales & Rental APU RECEIVED REPORT (APURPT) NEW AND RE-RENTAL INVENTORY RENTED COUNTED AS DELIVERIES FOR THE DATES OF: THRU: 10/29/01 YIELD CALCULATED ON DELIVERIES ONLY			PAGE: 8
STORE	PRODUCT CODE	DESCRIPTION	SECOND DESCRIPTION	AUTO PRICING APU	# RECEIVED
9999		TV/STEREO COMBINED		0.00	1
9999		TV/VCR COMBO 13"		45.51	57
9999		TV/VCR COMBO 19-20"		49.64	93
9999		TV/VCR COMBO 25"		67.79	69
9999		TV/VCR/STEREO ENT		163.95	21
9999		TV/VCR/STEREO ENT.		129.26	23
9999		TV/VCR/STEREO ENT. CENTER		21.66	6
9999		TV/VCR/STEREO ENTERT		112.02	7
9999		VCR		33.06	1,438
9999		VCR DUAL DECK		88.41	13
9999		VIDEO GAME		48.38	117
9999		WALL UNIT		0.00	1
9999		WALL UNIT 1 PC		43.48	110
9999		WALL UNIT 2 PC		126.95	1
9999		WALL UNIT 3 PC		123.51	73
9999		WALL UNIT 4 PC		111.95	2
9999		WASHER		53.67	704
9999		WASHER/DRYER		0.00	1
9999		WASHER/DRYER/STACKABLE		91.95	12
9999		WATCH		13.95	1
Total:				65.56	14442
TIME FINISHED:10:00:11					

SmarTerm Essential - [SCO ANSI session 2]

File Edit View Tools Properties Connection Window Help

PRINT APU REPORT

Select by Store: Y  
Locations: 1 2 0 0 0 0 0 0 0 0

Starting Rental/Received Date: Ending Date: 10/29/01

Summary By: P  
Totals Only: N  
Type Report: 0

First Period Revenue Dates: 1/01/01 Thru: 1/31/01  
Second Period Revenue Dates: 2/01/01 Thru: 2/28/01

Yield Only On Deliveries: Y  
Status At Rental Time: B  
Select By Product Code: N

Exclude Early Buyout Dollars: N

Any More Changes: N

lower.stw SCO ANSI... SCO ANSI s...

RUN DATE: 10/29/01  
TIME: 10:46:52

Ohio Valley Sales & Rental  
APU RENTED REPORT (APURPT)  
NEW AND RE-RENTAL INVENTORY RENTED COUNTED AS DELIVERIES  
FOR THE DATES OF: THRU: 10/29/01  
YIELD CALCULATED ON DELIVERIES ONLY

PAGE: 2

				TOTAL	AVG	AUTO			AVG	1/01/01	2/01/01		
STORE	CODE	DESCRIPTION	SECOND DESCRIPTION	NBR	CONT	AVG	PRICE	ACTUAL	FIRST	TO	1/31/01	2/28/01	
				DEL	LGTH	ROI	APU	APU	PMT	YIELD #	OUT	YIELD #	OUT
2	FY	FURNITURE YOUTH		15	16.47	3.03	82.90	81.44	28.41	59.47	4	48.82	4
2	JL	JL		211	16.38	3.92	57.70	53.20	16.90	36.33	40	61.42	42
2	MD	MD		23	16.75	4.91	28.09	29.78	8.97	29.45	4	32.60	4
2	UN			17	16.86	3.30	0.00	81.94	24.96	27.82	2	58.42	2

Total: 2522 17.88 3.00 72.40 67.84 28.62 60.09 460 70.40 478#

ACTUAL APU (THE PRICE THE UNITS WERE ACTUALLY RENTED AT) MINUS AUTO PRICE APU: 4.56-  
YIELD (INCOME PER UNIT FOR THE PERIOD) MINUS THE ACTUAL APU: 7.75- 2.56  
PERCENT OF TOTAL NBR DEL (UNITS DELIVERED) REMAINING ON RENT AT THE START OF THE PERIOD: 18.23% 18.95%  
NUMBER OF WEEKLY UNITS DELIVERED AND THE % REMAINING ON RENT AT THE START OF THE LAST PERIOD: 1370 18.90%  
NUMBER OF MONTHLY UNITS DELIVERED AND THE % REMAINING ON RENT AT THE START OF THE LAST PERIOD: 1152 19.01%  
NUMBER OF UNITS PAIDOUT AND THE % OF THE DELIVERIES PAIDOUT BY THE END OF THE SECOND PERIOD: 570 22.60%  
FEE YIELD (FEE INCOME PER UNIT FOR THE PERIOD): 6.48 7.40  
PERCENT OF FEES TO RENTAL INCOME FOR THE PERIOD: 10.79% 10.51%  
TOTAL YIELD PER UNIT (YIELD PLUS FEE YIELD): 66.57 77.80

9999	AK	APPLIANCE KITCHEN		218	17.92	2.84	78.50	79.60	39.67	66.59	44	83.06	45
9999	AL	APPLIANCE LAUNDRY		563	17.70	2.47	48.22	41.19	18.30	35.81	110	41.61	111
9999	AV			4	24.01	3.81	0.00	161.90	29.19	0.00	0	0.00	0
9999	EA	ELECTRONICS AUDIO		469	17.91	2.89	69.44	71.63	27.30	59.75	79	62.29	80
9999	EC	ELECTRONICS COMPUTER		438	18.10	2.34	107.68	110.55	55.96	77.33	64	83.80	71
9999	EM	ELECTRONICS MISCELLANEOUS		11	11.00	1.88	48.34	46.01	10.67	0.00	0	0.00	0
9999	ET	ELECTRONICS TELEVISION		870	19.04	2.77	90.41	85.64	36.36	78.17	161	89.80	153
9999	EV	ELECTRONICS VIDEO		475	17.98	3.31	39.96	36.54	15.07	29.97	71	36.09	70
9999	FB	FURNITURE BEDROOM		196	17.60	3.42	110.13	94.18	33.35	72.88	28	76.59	29
9999	FC	FURNITURE CHAIR		36	18.04	3.39	63.73	56.68	23.22	37.00	11	42.53	9
9999	FD	FURNITURE DINING		138	17.55	3.59	70.41	66.26	26.58	42.80	22	62.35	21
9999	FL	FURNITURE LIVING ROOM		538	18.21	3.29	107.43	95.77	44.29	73.08	101	86.50	90
9999	FM	FURNITURE MATTRESS		318	16.62	3.83	50.01	42.19	18.30	33.80	55	40.54	55
9999	FO	FURNITURE OCCASSIONAL		445	18.71	3.19	41.87	31.71	12.22	33.50	95	48.98	102
9999	FP	FURNITURE LAMP		87	17.59	3.04	23.26	14.76	4.65	6.62	10	16.21	12
9999	FY	FURNITURE YOUTH		50	16.64	3.07	84.03	79.96	32.68	62.33	9	57.55	9
9999	JL	JL		445	16.05	3.80	56.07	50.36	16.09	32.76	92	50.25	84
9999	MD	MD		52	16.49	4.35	29.23	29.27	8.87	24.50	7	31.20	8
9999	UN			22	17.58	3.27	0.00	78.74	27.74	27.82	2	58.42	2

Total: 5375 17.90 2.93 70.85 66.09 28.22 53.00 961 62.86 951#

ACTUAL APU (THE PRICE THE UNITS WERE ACTUALLY RENTED AT) MINUS AUTO PRICE APU: 4.76-  
YIELD (INCOME PER UNIT FOR THE PERIOD) MINUS THE ACTUAL APU: 13.09- 3.23-  
PERCENT OF TOTAL NBR DEL (UNITS DELIVERED) REMAINING ON RENT AT THE START OF THE PERIOD: 17.87% 17.69%  
NUMBER OF WEEKLY UNITS DELIVERED AND THE % REMAINING ON RENT AT THE START OF THE LAST PERIOD: 2470 17.48%  
NUMBER OF MONTHLY UNITS DELIVERED AND THE % REMAINING ON RENT AT THE START OF THE LAST PERIOD: 2905 17.86%  
NUMBER OF UNITS PAIDOUT AND THE % OF THE DELIVERIES PAIDOUT BY THE END OF THE SECOND PERIOD: 1084 20.16%  
FEE YIELD (FEE INCOME PER UNIT FOR THE PERIOD): 5.99 7.70  
PERCENT OF FEES TO RENTAL INCOME FOR THE PERIOD: 11.30% 12.25%  
TOTAL YIELD PER UNIT (YIELD PLUS FEE YIELD): 58.99 70.56

# 951 TOTAL UNITS DELIVERED IN SELECTED PERIOD REMAINING ON RENT AT THE START OF THE LAST SELECTED PERIOD

TIME FINISHED: 10:46:53

